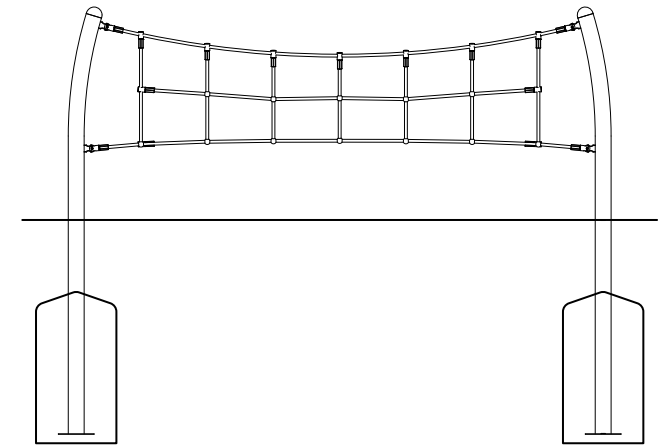
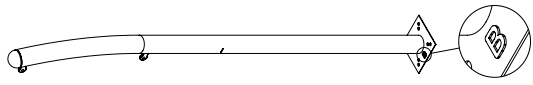
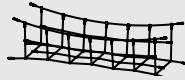



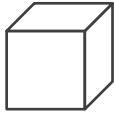
BM & CC





1 78603004  x4 26Kg
2769 x 746 x 200mm

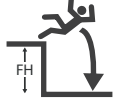
2 78805026  x1 20Kg
Ø16 x 2839 x 2029mm


S12 
kg
124

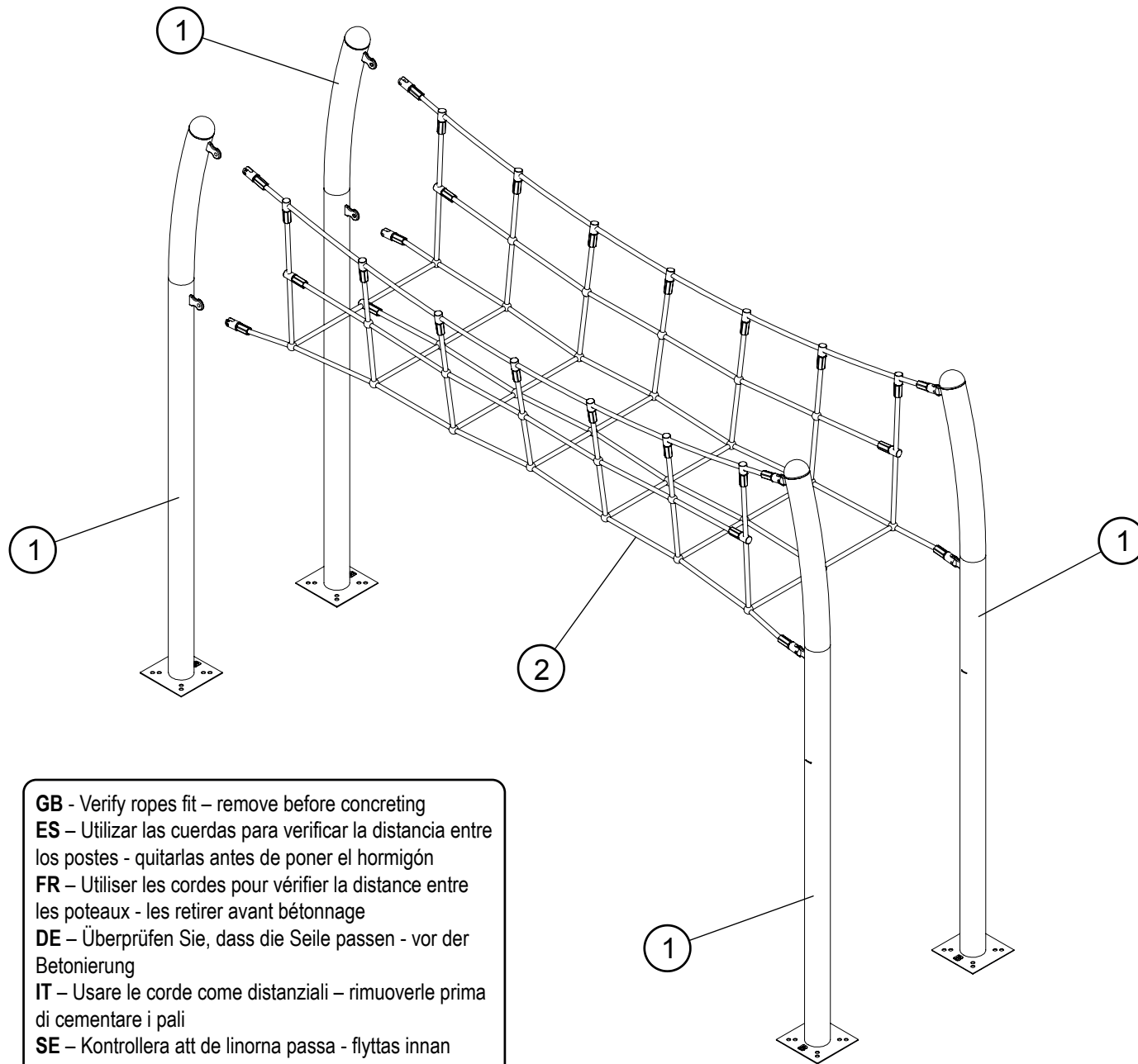
S15 
L x W x H (m)
3.04 x 0.85 x 1.20

S13 
m³
0.89

S14 
m²
10 x 10


S6 
EN1176
1.08m

S20 
2 x 6





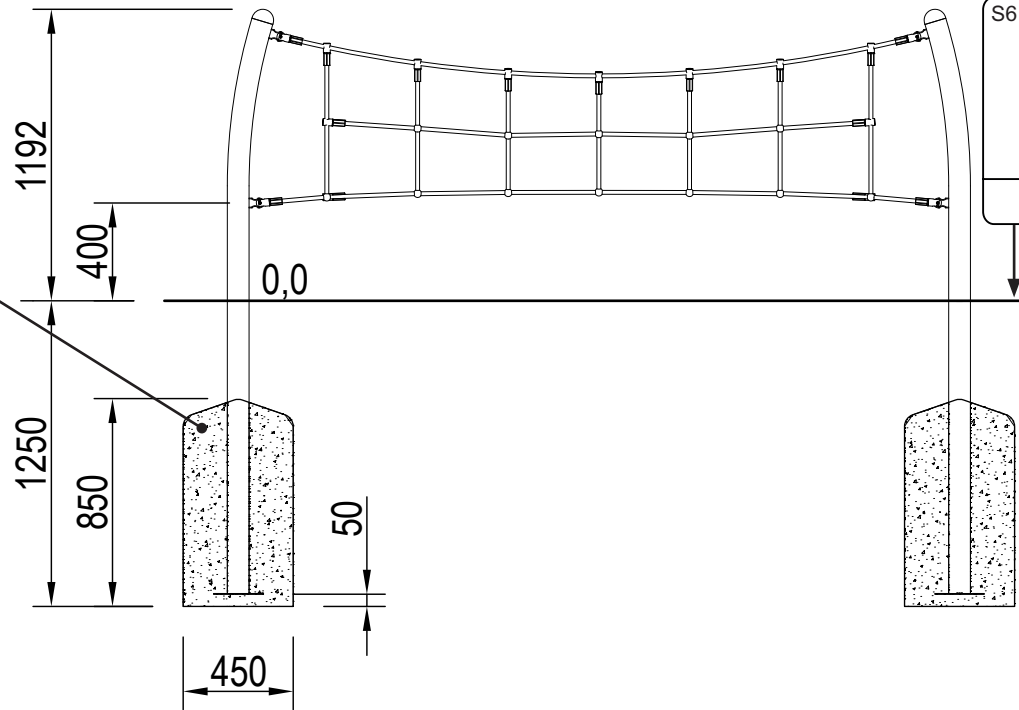
GB - Verify ropes fit – remove before concreting
ES – Utilizar las cuerdas para verificar la distancia entre los postes - quitarlas antes de poner el hormigón
FR – Utiliser les cordes pour vérifier la distance entre les poteaux - les retirer avant bétonnage
DE – Überprüfen Sie, dass die Seile passen - vor der Betonierung
IT – Usare le corde come distanziali – rimuoverle prima di cementare i pali
SE – Kontrollera att de linorna passa - flyttas innan betongarbete

S25

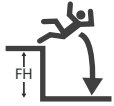


S2 (50mm)
≥C20-25

 7 x 24h


 101


S6



EN1176
1.08m

S13



m³
0.89

